

ACI Racing Weekend Vallelunga, 15-16 Giugno 2024

Campionato Italiano GT Endurance - Classifica Qualifying 2 GT3

Vallelunga 4.085 m

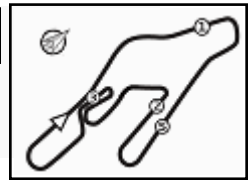
1 / 2

No. Driver	Nat	Entrant	Team	Car	Class	Time	Gap	Rel.	Laps
1 27 LECLERC Arthur	MCO	Scuderia Baldini	Scuderia Baldini	Ferrari 296	GT3-GT3Pf	1'31.410			5
2 99 COLA Andrea	ITA	Tresor Audi Sport Italia	Tresor Audi Sport Italia	Audi R8 LMS	GT3-GT3Pf	1'31.886	0.476	0.476	6
3 12 AKA Alex	DEU	Tresor Audi Sport Italia	Tresor Audi Sport Italia	Audi R8 LMS	GT3-GT3Pf	1'31.936	0.526	0.050	7
4 8 DE LUCA Francesco	ITA	BMW Italia Ceccato Racing	BMW Italia Ceccato Racing	BMW G82 M4	GT3-GT3Pf	1'31.961	0.551	0.025	5
5 16 SANDRUCCI Gustavo	ITA	AKM Motorsport	AKM Motorsport	Mercedes AMG	GT3-GT3Pf	1'32.006	0.596	0.045	5
6 7 GUERRA Francesco	ITA	BMW Italia Ceccato Racing	BMW Italia Ceccato Racing	BMW G82 M4	GT3-GT3Pf	1'32.068	0.658	0.062	5
7 17 FULGENZI Enrico	ITA	EF Racing	EF Racing	Porsche 911 R 992	GT3-GT3Pf	1'32.146	0.736	0.078	6
8 19 CAZZANIGA Riccardo	ITA	VSR	VSR	Lamborghini Huracán EVO 2	GT3-GT3Pf	1'32.226	0.816	0.080	5
9 75 RICCITELLI Simone	ITA	Double TT Racing	Double TT Racing	Ferrari 488	GT3-GT3Af	1'32.324	0.914	0.098	5
10 63 MOULIN Baptiste	BEL	VSR	VSR	Lamborghini Huracán EVO 2	GT3-GT3Pf	1'32.500	1.090	0.176	5
11 85 ROGALSKI Robin	POL	Imperiale Sport Car Service	Imperiale Sport Car Service	Lamborghini Huracán EVO 2	GT3-GT3Pf	1'32.652	1.242	0.152	5
12 51 BRACALENTE Alessandro	ITA	AF Corse	AF Corse	Ferrari 488	GT3-GT3Pf	1'32.686	1.276	0.034	6
13 77 MASSARO Rodolfo	ITA	Nova Race Events	Nova Race Events	Honda NSX Acura	GT3-GT3Af	1'32.760	1.350	0.074	6
14 50 PONZIO Riccardo	ITA	AF Corse	AF Corse	Ferrari 296	GT3-GT3Pf	1'32.787	1.377	0.027	6
15 66 FABI Alessandro	ITA	VSR	VSR	Lamborghini Huracán EVO 2	GT3-GT3Pf	1'32.915	1.505	0.128	6
16 5 RAGHUNATHAN Mahaveer	IND	L&A Infinity	L&A Infinity	Aston Martin Vantage AMR	GT3-GT3Pf	1'33.254	1.844	0.339	6
17 28 FERRI Fulvio	ITA	Nova Race Events	Nova Race Events	Mercedes AMG	GT3-GT3Af	1'33.777	2.367	0.523	6
18 54 BOWEN Alexander Robert	USA	Imperiale Sport Car Service	Imperiale Sport Car Service	Lamborghini Huracán EVO 2	GT3-GT3Af	1'33.848	2.438	0.071	6
19 33 SANPORN Jao	THA	Auto Sport Racing	Star Performance	Lamborghini Huracán EVO 2	GT3-GT3Af	1'34.470	3.060	0.622	6
20 32 LERTLAMPRASERTKUL Nuttapong	THA	Auto Sport Racing	Star Performance	Lamborghini Huracán EVO 2	GT3-GT3Af	1'37.908	6.498	3.438	5
21 55 JELMINI Felice	ITA	Nova Race Events	Nova Race Events	Honda NSX Acura	GT3-GT3Pf				0

Humidity:	42%	AIR	24°C
Condition:	DRY	Track	35°C

Stewards : Valerio Brizzolari Gabriele Lancieri Roberto Sardelli

15/06/2024	Start 19:09	End 19:20
------------	----------------	--------------



ACI Racing Weekend Vallelunga, 15-16 Giugno 2024
Campionato Italiano GT Endurance - Classifica Qualifying 2 GT3

Vallelunga 4.085 m
 2 / 2

Penalty and Infringement

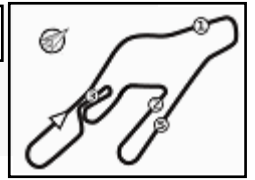
Fastest Laps Sequence

No.	Entrant	Nat	Team	Car	Local Time	Time	Gap	Avg
7	F. GUERRA	ITA	BMW Italia Ceccato Racing	BMW G82 M4	19:12'17.325	1'32.399		159,158
8	F. DE LUCA	ITA	BMW Italia Ceccato Racing	BMW G82 M4	19:12'18.934	1'32.219	-0.180	159,468
27	A. LECLERC	MCO	Scuderia Baldini	Ferrari 296	19:12'30.515	1'31.410	-0.809	160,880

Stewards : Valerio Brizzolari Gabriele Lancieri Roberto Sardelli

15/06/2024 Start 19:09 End 19:20





ACI Racing Weekend Vallelunga, 15-16 Giugno 2024

Campionato Italiano GT Endurance - Best Sectors & Speed Qualifying 2 GT3

BEST LAP

1	27 LECLERC Arthur	Ferrari 296	1'31.410
2	99 COLA Andrea	Audi R8 LMS	1'31.886
3	12 AKA Alex	Audi R8 LMS	1'31.936
4	8 DE LUCA Francesco	BMW G82 M4	1'31.961
5	16 SANDRUCCI Gustavo	Mercedes AMG	1'32.006
6	7 GUERRA Francesco	BMW G82 M4	1'32.068
7	17 FULGENZI Enrico	Porsche 911 R 992	1'32.146
8	19 CAZZANIGA Riccardo	Lamborghini Huracán EVO 2	1'32.226
9	75 RICCITELLI Simone	Ferrari 488	1'32.324
10	63 MOULIN Baptiste	Lamborghini Huracán EVO 2	1'32.500
11	85 ROGALSKI Robin	Lamborghini Huracán EVO 2	1'32.652
12	51 BRACALENTE Alessandro	Ferrari 488	1'32.686
13	77 MASSARO Rodolfo	Honda NSX Acura	1'32.760
14	50 PONZIO Riccardo	Ferrari 296	1'32.787
15	66 FABI Alessandro	Lamborghini Huracán EVO 2	1'32.915
16	5 RAGHUNATHAN Mahaveer	Aston Martin Vantage AMR	1'33.254
17	28 FERRI Fulvio	Mercedes AMG	1'33.777
18	54 BOWEN Alexander Robert	Lamborghini Huracán EVO 2	1'33.848
19	33 SANPORN Jao	Lamborghini Huracán EVO 2	1'34.470
20	32 LERTLAMPRASERTKUL Nut	Lamborghini Huracán EVO 2	1'37.908
21	55 JELMINI Felice	Honda NSX Acura	

SPEED

1	75 RICCITELLI Simone	Ferrari 488	238,9
2	99 COLA Andrea	Audi R8 LMS	238,9
3	8 DE LUCA Francesco	BMW G82 M4	238,9
4	33 SANPORN Jao	Lamborghini Huracán EVO 2	237,9
5	54 BOWEN Alexander Robert	Lamborghini Huracán EVO 2	237,9
6	51 BRACALENTE Alessandro	Ferrari 488	237,9
7	77 MASSARO Rodolfo	Honda NSX Acura	236,3
8	7 GUERRA Francesco	BMW G82 M4	236,3
9	19 CAZZANIGA Riccardo	Lamborghini Huracán EVO 2	236,3
10	85 ROGALSKI Robin	Lamborghini Huracán EVO 2	235,3
11	63 MOULIN Baptiste	Lamborghini Huracán EVO 2	235,3
12	12 AKA Alex	Audi R8 LMS	235,3
13	66 FABI Alessandro	Lamborghini Huracán EVO 2	234,8
14	5 RAGHUNATHAN Mahaveer	Aston Martin Vantage AMR	233,3
15	16 SANDRUCCI Gustavo	Mercedes AMG	233,3
16	28 FERRI Fulvio	Mercedes AMG	232,8
17	27 LECLERC Arthur	Ferrari 296	232,3
18	50 PONZIO Riccardo	Ferrari 296	231,3
19	17 FULGENZI Enrico	Porsche 911 R 992	230,3
20	32 LERTLAMPRASERTKUL Nut	Lamborghini Huracán EVO 2	228,8

SEG. 1

1	8 DE LUCA Francesco	11.787
2	63 MOULIN Baptiste	11.913
3	19 CAZZANIGA Riccardo	11.925
4	7 GUERRA Francesco	11.942
5	27 LECLERC Arthur	11.984
6	12 AKA Alex	11.990
7	85 ROGALSKI Robin	11.999
8	5 RAGHUNATHAN Mahav	12.009
9	16 SANDRUCCI Gustavo	12.009
10	99 COLA Andrea	12.026
11	17 FULGENZI Enrico	12.060
12	75 RICCITELLI Simone	12.091
13	28 FERRI Fulvio	12.109
14	77 MASSARO Rodolfo	12.130
15	50 PONZIO Riccardo	12.144
16	33 SANPORN Jao	12.211
17	51 BRACALENTE Alessand	12.248
18	66 FABI Alessandro	12.401
19	54 BOWEN Alexander Robert	12.472
20	32 LERTLAMPRASERTKU	12.956

SEG. 2

1	27 LECLERC Arthur	31.498
2	8 DE LUCA Francesco	31.652
3	99 COLA Andrea	31.671
4	7 GUERRA Francesco	31.719
5	51 BRACALENTE Alessand	31.793
6	12 AKA Alex	31.818
7	19 CAZZANIGA Riccardo	31.852
8	16 SANDRUCCI Gustavo	31.881
9	66 FABI Alessandro	31.901
10	17 FULGENZI Enrico	31.927
11	75 RICCITELLI Simone	31.975
12	77 MASSARO Rodolfo	31.985
13	50 PONZIO Riccardo	31.987
14	63 MOULIN Baptiste	32.009
15	5 RAGHUNATHAN Mahav	32.056
16	85 ROGALSKI Robin	32.059
17	54 BOWEN Alexander Robert	32.239
18	28 FERRI Fulvio	32.312
19	33 SANPORN Jao	32.328
20	32 LERTLAMPRASERTKU	33.810

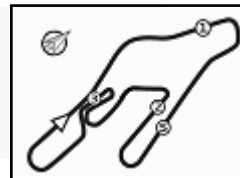
SEG. 3

1	27 LECLERC Arthur	27.956
2	12 AKA Alex	28.036
3	99 COLA Andrea	28.082
4	17 FULGENZI Enrico	28.085
5	16 SANDRUCCI Gustavo	28.110
6	75 RICCITELLI Simone	28.174
7	7 GUERRA Francesco	28.181
8	19 CAZZANIGA Riccardo	28.186
9	51 BRACALENTE Alessand	28.204
10	63 MOULIN Baptiste	28.268
11	50 PONZIO Riccardo	28.271
12	66 FABI Alessandro	28.281
13	85 ROGALSKI Robin	28.293
14	77 MASSARO Rodolfo	28.388
15	8 DE LUCA Francesco	28.412
16	28 FERRI Fulvio	28.529
17	54 BOWEN Alexander Robert	28.544
18	5 RAGHUNATHAN Mahav	28.660
19	33 SANPORN Jao	28.945
20	32 LERTLAMPRASERTKU	29.617

SEG. 4

1	27 LECLERC Arthur	19.812
2	17 FULGENZI Enrico	19.924
3	16 SANDRUCCI Gustavo	19.933
4	7 GUERRA Francesco	19.953
5	75 RICCITELLI Simone	19.983
6	8 DE LUCA Francesco	19.991
7	99 COLA Andrea	19.996
8	63 MOULIN Baptiste	20.012
9	51 BRACALENTE Alessand	20.056
10	12 AKA Alex	20.061
11	50 PONZIO Riccardo	20.159
12	19 CAZZANIGA Riccardo	20.161
13	77 MASSARO Rodolfo	20.175
14	85 ROGALSKI Robin	20.180
15	66 FABI Alessandro	20.221
16	54 BOWEN Alexander Robert	20.297
17	5 RAGHUNATHAN Mahav	20.315
18	28 FERRI Fulvio	20.383
19	33 SANPORN Jao	20.553
20	32 LERTLAMPRASERTKU	21.195





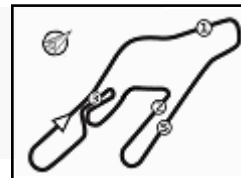
ACI Racing Weekend Vallelunga, 15-16 Giugno 2024

Campionato Italiano GT Endurance - Ideal Time Qualifying 2 GT3

Vallelunga 4.085 m

No. Driver Entrant	Car	Seg. 1 Diff. 1	Seg. 2 Diff. 2	Seg. 3 Diff. 3	Seg. 4 Diff. 4	Ideal Time		
						Best Lap	Pos.	Diff.
1 27 LECLERC A. (MCO) SCUDERIA BALDINI	Ferrari 296	11.984 +0.002	31.498	27.956 +0.157	19.812 +0.001	1'31.250 1'31.410	1	0.160
2 99 COLA A. (ITA) TRESOR AUDI SPORT ITALIA	Audi R8 LMS	12.026 +0.051	31.671 +0.053	28.082	19.996 +0.007	1'31.775 1'31.886	2	0.111
3 7 GUERRA F. (ITA) BMW ITALIA CECCATO RACING	BMW G82 M4	11.942 +0.060	31.719 +0.213	28.181	19.953	1'31.795 1'32.068	6	0.273
4 8 DE LUCA F. (ITA) BMW ITALIA CECCATO RACING	BMW G82 M4	11.787	31.652	28.412	19.991 +0.119	1'31.842 1'31.961	4	0.119
5 12 AKA A. (DEU) TRESOR AUDI SPORT ITALIA	Audi R8 LMS	11.990 +0.014	31.818 +0.017	28.036	20.061	1'31.905 1'31.936	3	0.031
6 16 SANDRUCCI G. (ITA) AKM MOTORSPORT	Mercedes AMG	12.009 +0.068	31.881 +0.005	28.110	19.933	1'31.933 1'32.006	5	0.073
7 17 FULGENZI E. (ITA) EF RACING	Porsche 911 R 992	12.060 +0.033	31.927	28.085 +0.117	19.924	1'31.996 1'32.146	7	0.150
8 19 CAZZANIGA R. (ITA) VSR	Lamborghini Huracán EVO 2	11.925 +0.014	31.852	28.186	20.161 +0.088	1'32.124 1'32.226	8	0.102
9 63 MOULIN B. (BEL) VSR	Lamborghini Huracán EVO 2	11.913	32.009	28.268	20.012 +0.298	1'32.202 1'32.500	10	0.298
10 75 RICCITELLI S. (ITA) DOUBLE TT RACING	Ferrari 488	12.091	31.975 +0.071	28.174	19.983 +0.030	1'32.223 1'32.324	9	0.101
11 51 BRACALENTE A. (ITA) AF CORSE	Ferrari 488	12.248 +0.049	31.793 +0.268	28.204 +0.068	20.056	1'32.301 1'32.686	12	0.385
12 85 ROGALSKI R. (POL) IMPERIALE SPORT CAR SERVICE	Lamborghini Huracán EVO 2	11.999 +0.043	32.059	28.293	20.180 +0.078	1'32.531 1'32.652	11	0.121
13 50 PONZIO R. (ITA) AF CORSE	Ferrari 296	12.144 +0.013	31.987	28.271 +0.044	20.159 +0.169	1'32.561 1'32.787	14	0.226
14 77 MASSARO R. (ITA) NOVA RACE EVENTS	Honda NSX Acura	12.130 +0.063	31.985 +0.019	28.388	20.175	1'32.678 1'32.760	13	0.082
15 66 FABI A. (ITA) VSR	Lamborghini Huracán EVO 2	12.401 +0.052	31.901 +0.057	28.281 +0.002	20.221	1'32.804 1'32.915	15	0.111
16 5 RAGHUNATHAN M. (IND) L&A INFINITY	Aston Martin Vantage AMR	12.009	32.056	28.660	20.315 +0.214	1'33.040 1'33.254	16	0.214
17 28 FERRI F. (ITA) NOVA RACE EVENTS	Mercedes AMG	12.109 +0.069	32.312 +0.023	28.529 +0.352	20.383	1'33.333 1'33.777	17	0.444
18 54 BOWEN A. (USA) IMPERIALE SPORT CAR SERVICE	Lamborghini Huracán EVO 2	12.472	32.239	28.544 +0.162	20.297 +0.134	1'33.552 1'33.848	18	0.296
19 33 SANPORN J. (THA) AUTO SPORT RACING	Lamborghini Huracán EVO 2	12.211 +0.081	32.328 +0.031	28.945 +0.099	20.553 +0.222	1'34.037 1'34.470	19	0.433
20 32 LERTLAMPRASERTKU AUTO SPORT RACING	Lamborghini Huracán EVO 2	12.956 +0.124	33.810 +0.206	29.617	21.195	1'37.578 1'37.908	20	0.330
55 JELMINI F. (ITA) NOVA RACE EVENTS	Honda NSX Acura							
Overall Ideal Time		11.787	31.498	27.956	19.812	1'31.053		





ACI Racing Weekend Vallelunga, 15-16 Giugno 2024

Campionato Italiano GT Endurance - Analisi Tempi Qualifying 2 GT3

Vallelunga 4.085 m

1 / 2
5 L&A Infinity (1'33.254)

Lap	Seg.1	Seg.2	Seg.3	Seg.4	Lap Time	km/h	Local Time
Mahaveer Raghunathan							
1							
2	17.728	37.112	36.001	27.204	1'58.045P	191,2	19:11'20.178
3	12.154	32.216	30.406	21.472	1'36.248	231,8	19:12'56.426
4	12.092	32.176	28.846	20.475	1'33.589	233,3	19:14'30.015
5	12.009	32.056	28.660	20.529	1'33.254	233,3	19:16'03.269
6	12.041	32.395	29.569	20.437	1'34.442	232,8	19:17'37.711
7	12.033	32.317	28.857	20.315	1'33.522	232,8	19:19'11.233

7 BMW Italia Ceccato Racing (1'32.068)

Lap	Seg.1	Seg.2	Seg.3	Seg.4	Lap Time	km/h	Local Time
Francesco Guerra							
1							
2	17.929	33.539	28.878	20.163	1'40.509P	232,8	19:10'44.926
3	12.098	31.952	28.343	20.006	1'32.399	233,3	19:12'17.325
4	12.023	31.725	28.580	19.999	1'32.327	234,8	19:13'49.652
5	12.002	31.932	28.181	19.953	1'32.068	235,3	19:15'21.720
6	11.943	31.719	28.349	20.172	1'32.183	236,3	19:16'53.903
7	11.942	38.589	36.366			185,9	

8 BMW Italia Ceccato Racing (1'31.961)

Lap	Seg.1	Seg.2	Seg.3	Seg.4	Lap Time	km/h	Local Time
Francesco De Luca							
1							
2	17.182	33.223	29.526	20.328	1'40.259P	235,8	19:10'46.715
3	11.906	31.800	28.522	19.991	1'32.219	237,9	19:12'18.934
4	11.787	31.652	28.412	20.110	1'31.961	237,9	19:13'50.895
5	11.821	31.899	28.766	20.218	1'32.704	238,4	19:15'23.599
6	11.792	31.894	28.553	20.108	1'32.347	238,9	19:16'55.946
7	11.874	32.990	31.738			237,4	

12 Tesor Audi Sport Italia (1'31.936)

Lap	Seg.1	Seg.2	Seg.3	Seg.4	Lap Time	km/h	Local Time
Alex Aka							
1							
2	17.085	34.267	29.545	25.719	1'46.616P	231,3	19:11'01.373
3	12.089	31.905	28.522	24.301	1'36.817	235,3	19:12'38.190
4	12.004	31.835	28.036	20.061	1'31.936	234,8	19:14'10.126
5	12.038	31.824	28.231	20.260	1'32.353	232,8	19:15'42.479
6	12.021	35.535	31.679	20.863	1'40.098	210,1	19:17'22.577
7	12.010	31.818	28.315	23.083	1'35.226	231,8	19:18'57.803
8	11.990	31.959	28.171	20.065	1'32.185	234,8	19:20'29.988

16 AKM Motorsport (1'32.006)

Lap	Seg.1	Seg.2	Seg.3	Seg.4	Lap Time	km/h	Local Time
Gustavo Sandrucci							
1							
2	16.303	32.665	28.426	20.135	1'37.529P	230,8	19:11'52.930
3	12.081	31.881	28.208	19.983	1'32.153	231,8	19:13'25.083
4	12.031	32.018	32.457	22.049	1'38.555	233,3	19:15'03.638
5	12.077	31.886	28.110	19.933	1'32.006	232,3	19:16'35.644
6	12.009	32.142	30.323	20.813	1'35.287	232,8	19:18'10.931
7	12.056	32.007	28.360			232,3	

17 EF Racing (1'32.146)

Lap	Seg.1	Seg.2	Seg.3	Seg.4	Lap Time	km/h	Local Time
Enrico Fulgenzi							
1							
2	19.108	37.160	34.273	28.006	1'58.547P	221,8	19:11'10.302
3	12.200	33.013	30.222	22.267	1'37.702	228,3	19:12'48.004

4	12.093	31.927	28.202	19.924	1'32.146	230,3	19:14'20.150
5	12.078	32.129	30.264	21.291	1'35.762	229,8	19:15'55.912
6	12.060	32.051	28.085	20.118	1'32.314	230,3	19:17'28.226
7	12.109	33.847	30.496	22.689	1'39.141	228,3	19:19'07.367

19 VSR (1'32.226)

Lap	Seg.1	Seg.2	Seg.3	Seg.4	Lap Time	km/h	Local Time
Riccardo Cazzaniga							
1							
2	17.760	33.271	28.468	20.575	1'40.074P	230,3	19:11'49.291
3	12.029	31.964	28.375	20.161	1'32.529	235,3	19:13'21.820
4	11.939	31.852	28.186	20.249	1'32.226	235,3	19:14'54.046
5	11.925	32.112	28.302	21.759	1'34.098	236,3	19:16'28.144
6	13.313	35.044	30.332	20.629	1'39.318	209,7	19:18'07.462
7	11.950	32.028	28.445			235,8	

27 Scuderia Baldini (1'31.410)

Lap	Seg.1	Seg.2	Seg.3	Seg.4	Lap Time	km/h	Local Time
Arthur Leclerc							
1							
2	17.219	34.301	29.759	23.860	1'45.139P	228,8	19:10'59.105
3	11.986	31.498	28.113	19.813	1'31.410	232,3	19:12'30.515
4	11.984	33.019	36.248	26.575	1'47.826	232,3	19:14'18.341
5	12.076	31.612	29.990	21.297	1'34.975	231,8	19:15'53.316
6	12.020	31.637	27.956	19.812	1'31.425	231,8	19:17'24.741
7	12.248	37.474	33.122			218,2	

28 Nova Race Events (1'33.777)

Lap	Seg.1	Seg.2	Seg.3	Seg.4	Lap Time	km/h	Local Time
Fulvio Ferri							
1							
2	16.843	34.546	29.114	22.635	1'43.138P	231,3	19:10'59.776
3	12.265	32.381	29.050	20.551	1'34.247	230,3	19:12'34.023
4	12.235	32.691	28.897	20.492	1'34.315	230,8	19:14'08.338
5	12.178	32.335	28.881	20.383	1'33.777	231,3	19:15'42.115
6	12.203	32.312	28.845	20.567	1'33.927	231,3	19:17'16.042
7	12.168	32.429	28.785	20.630	1'34.012	232,8	19:18'50.054
8	12.109	32.413	28.529			232,3	

32 Auto Sport Racing (1'37.908)

Lap	Seg.1	Seg.2	Seg.3	Seg.4	Lap Time	km/h	Local Time
Nuttapong Lertlamprasertkul							
1							
2	19.100	34.775	30.150	21.274	1'45.299P	225,0	19:13'13.331
3	13.080	34.016	29.617	21.195	1'37.908	226,9	19:14'51.239
4	13.753	35.294	30.415	22.435	1'41.897	218,2	19:16'33.136
5	12.956	33.810	30.495	24.232	1'41.493	228,8	19:18'14.629
6	13.025	33.936	29.856	21.493	1'38.310	228,3	19:19'52.939

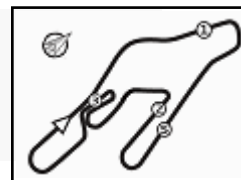
33 Auto Sport Racing (1'34.470)

Lap	Seg.1	Seg.2	Seg.3	Seg.4	Lap Time	km/h	Local Time
Jao Sanporn							
1							
2	12.292	32.359	29.044	20.775	1'34.470	236,3	19:12'22.894
3	12.211	32.337	29.237	20.953	1'34.738	237,9	19:13'57.632
4	12.417	32.328	29.300	22.236	1'36.281	237,4	19:15'33.913
5	12.342	37.626	31.944	22.924	1'44.836	225,5	19:17'18.749
6	12.326	32.782	29.084	20.553	1'34.745	237,4	19:18'53.494
7	12.638	32.586	28.945	20.648	1'34.817	237,9	19:20'28.311

50 AF Corse (1'32.787)

Lap	Seg.1	Seg.2	Seg.3	Seg.4	Lap Time	km/h	Local Time
-----	-------	-------	-------	-------	----------	------	------------

15/06/2024 P = Pits In/Out - C = Lap Time Cancelled



ACI Racing Weekend Vallelunga, 15-16 Giugno 2024

Campionato Italiano GT Endurance - Analisi Tempi Qualifying 2 GT3

Vallelunga 4.085 m

2 / 2

Riccardo Ponzio							
Lap	Seg.1	Seg.2	Seg.3	Seg.4	Lap Time	km/h	Local Time
1							
2	16.962	34.743	36.524	27.678	1'55.907P	224,5	19:11'29.252
3	12.299	32.296	28.271	20.159	1'33.025	229,3	19:13'02.277
4	12.157	31.987	28.315	20.328	1'32.787	231,3	19:14'35.064
5	12.144	32.250	36.788	21.100	1'42.282	231,3	19:16'17.346
6	12.170	32.252	28.289	20.368	1'33.079	230,3	19:17'50.425
7	12.226	32.204	28.685	20.680	1'33.795	230,3	19:19'24.220

6	12.091	32.046	28.174	20.013	1'32.324	238,9	19:17'07.143
7	13.276	35.232	30.341			218,6	

51 AF Corse (1'32.686)

Lap	Seg.1	Seg.2	Seg.3	Seg.4	Lap Time	km/h	Local Time
Alessandro Bracalente							
1							
2	19.640	35.867	29.780	21.138	1'46.425P	217,7	19:10'55.852
3	12.423	32.639	28.631	20.327	1'34.020	232,8	19:12'29.872
4	12.297	32.061	28.272	20.056	1'32.686	231,3	19:14'02.558
5	12.248	31.793	28.204	23.010	1'35.255	229,8	19:15'37.813
6	12.469	32.932	29.908	20.638	1'35.947	236,8	19:17'13.760
7	12.295	32.165	29.117	21.053	1'34.630	237,9	19:18'48.390
8	12.507	32.174	28.748			237,9	

54 Imperiale Sport Car Service (1'33.848)

Lap	Seg.1	Seg.2	Seg.3	Seg.4	Lap Time	km/h	Local Time
Alexander Robert Bowen							
1							
2	17.190	33.902	34.362	28.728	1'54.182P	234,3	19:11'23.737
3	12.760	32.979	28.854	20.920	1'35.513	236,3	19:12'59.250
4	12.545	32.640	28.881	20.499	1'34.565	237,4	19:14'33.815
5	12.542	32.537	28.544	20.572	1'34.195	237,9	19:16'08.010
6	12.480	32.514	28.667	20.297	1'33.958	236,8	19:17'41.968
7	12.472	32.239	28.706	20.431	1'33.848	236,8	19:19'15.816

63 VSR (1'32.500)

Lap	Seg.1	Seg.2	Seg.3	Seg.4	Lap Time	km/h	Local Time
Baptiste Moulin							
1							
2	17.508	33.180	28.647	20.336	1'39.671P	227,8	19:11'50.037
3	11.983	32.198	28.429	20.012	1'32.622	232,8	19:13'22.659
4	11.938	32.059	28.432	20.119	1'32.548	233,3	19:14'55.207
5	11.913	32.009	28.268	20.310	1'32.500	235,3	19:16'27.707
6	11.967	32.202	31.557	21.084	1'36.810	234,8	19:18'04.517
7	11.950	32.408	29.004			233,3	

66 VSR (1'32.915)

Lap	Seg.1	Seg.2	Seg.3	Seg.4	Lap Time	km/h	Local Time
Alessandro Fabi							
1							
2	18.001	33.443	34.709	28.332	1'54.485P	230,8	19:11'12.608
3	12.806	32.146	29.115	26.535	1'40.602	233,3	19:12'53.210
4	12.602	32.117	28.439	20.347	1'33.505	233,8	19:14'26.715
5	12.453	31.958	28.283	20.221	1'32.915	234,8	19:15'59.630
6	12.451	31.901	28.281	20.394	1'33.027	234,8	19:17'32.657
7	12.401	31.990	32.351	27.779	1'44.521	234,3	19:19'17.178

75 Double TT Racing (1'32.324)

Lap	Seg.1	Seg.2	Seg.3	Seg.4	Lap Time	km/h	Local Time
Simone Riccitelli							
1							
2	18.039	36.318	30.635	20.673	1'45.665P	202,2	19:10'53.827
3	12.180	32.204	28.614	20.110	1'33.108	234,3	19:12'26.935
4	12.156	32.074	28.181	19.983	1'32.394	235,8	19:13'59.329
5	12.093	31.975	28.506	22.916	1'35.490	234,3	19:15'34.819

77 Nova Race Events (1'32.760)

Lap	Seg.1	Seg.2	Seg.3	Seg.4	Lap Time	km/h	Local Time
Rodolfo Massaro							
1							
2	17.083	34.285	36.647	27.947	1'55.962P	230,3	19:11'16.735
3	12.295	32.221	28.555	20.208	1'33.279	236,3	19:12'50.014
4	12.193	32.004	28.388	20.175	1'32.760	236,3	19:14'22.774
5	12.130	31.985	28.415	21.058	1'33.588	236,3	19:15'56.362
6	13.515	35.709	37.917	22.497	1'49.638	190,8	19:17'46.000
7	12.217	34.184	29.630	23.143	1'39.174	232,8	19:19'25.174

85 Imperiale Sport Car Service (1'32.652)

Lap	Seg.1	Seg.2	Seg.3	Seg.4	Lap Time	km/h	Local Time
Robin Rogalski							
1							
2	18.758	36.202	32.454	20.557	1'47.971P	192,9	19:11'45.522
3	12.188	32.184	28.655	20.180	1'33.207	235,3	19:13'18.729
4	12.042	32.059	28.293	20.258	1'32.652	235,3	19:14'51.381
5	12.084	32.593	29.322	20.842	1'34.841	235,3	19:16'26.222
6	11.999	32.391	29.735	20.885	1'35.010	234,8	19:18'01.232
7	12.037	32.582	29.525			233,3	

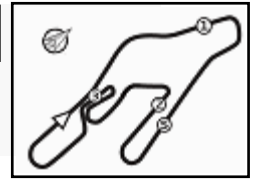
99 Tresor Audi Sport Italia (1'31.886)

Lap	Seg.1	Seg.2	Seg.3	Seg.4	Lap Time	km/h	Local Time
Andrea Cola							
1							
2	17.184	34.654	29.169	20.389	1'41.396P	230,3	19:12'02.801
3	12.345	31.910	28.420	20.063	1'32.738	236,3	19:13'35.539
4	12.155	31.958	28.141	19.996	1'32.250	235,3	19:15'07.789
5	12.077	31.724	28.082	20.003	1'31.886	237,9	19:16'39.675
6	12.125	31.671	28.101	21.026	1'32.923	238,9	19:18'12.598
7	12.026	31.794	28.171	20.039	1'32.030	238,9	19:19'44.628

15/06/2024

P = Pits In/Out - C = Lap Time Cancelled

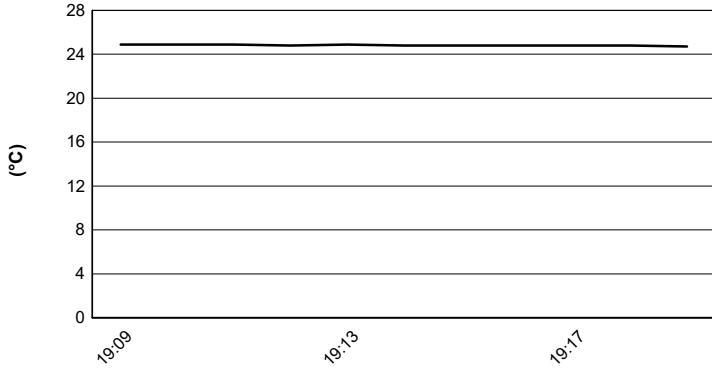




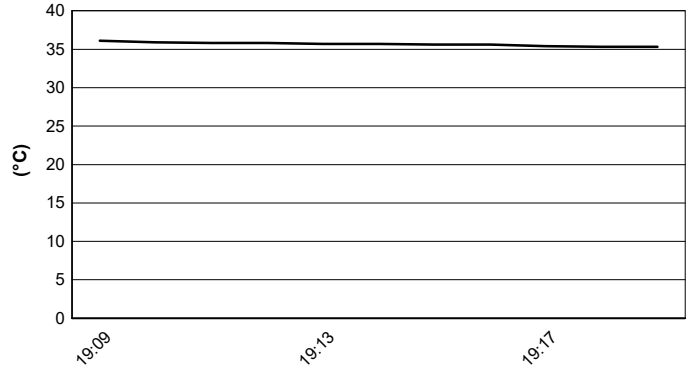
Vallelunga 4.085 m

ACI Racing Weekend Vallelunga, 15-16 Giugno 2024
Campionato Italiano GT Endurance - Meteo Qualifying 2 GT3
Session started 19:09 - Session ended 19:20


Air Temperature



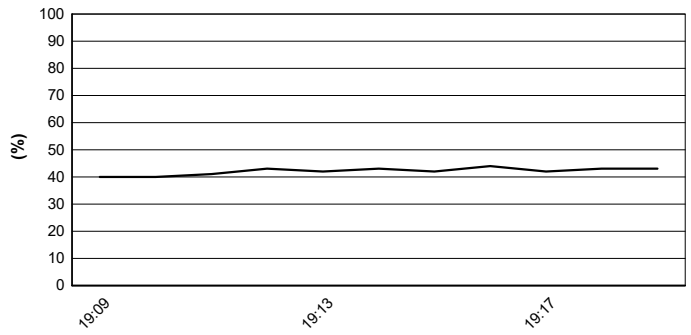
Track Temperature



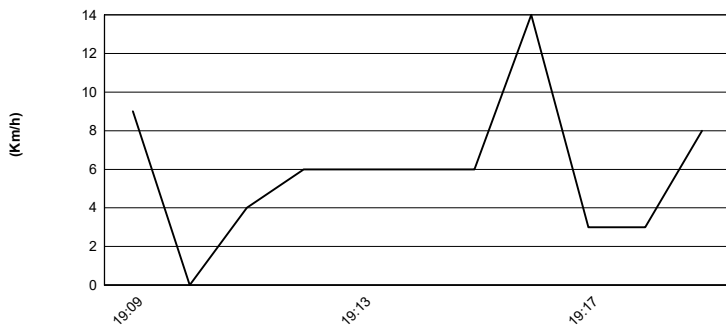
Air Pressure



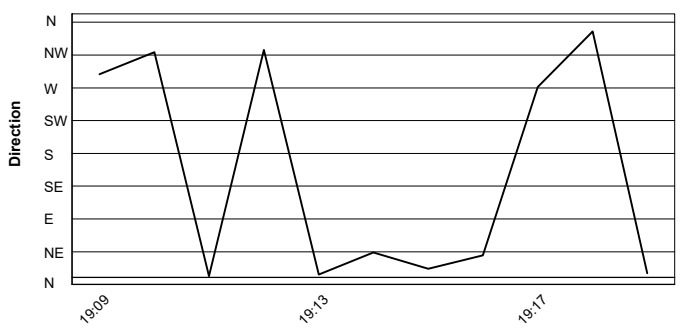
Humidity



Wind Speed



Wind Direction



15/06/2024